

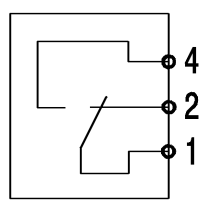
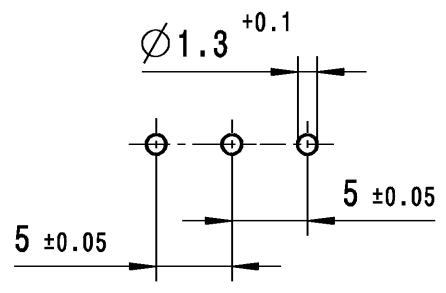
© This document is the exclusive property of Marquardt. Without their consent it may not be reproduced or given to third parties.

CONFIDENTIAL

VERTRAULICH

© Alle Rechte bei Marquardt, auch fuer den Fall von Schutzrechtsanmeldungen. Jede Verfuugungs-befugnis, wie Kopier- und Weitergaberecht, bei uns.

Empfohlenes Lochbild  
recommended hole pattern  
for PCB terminals  
fuer LPL- Anschlusse



Circuit diagram  
Schaltbild

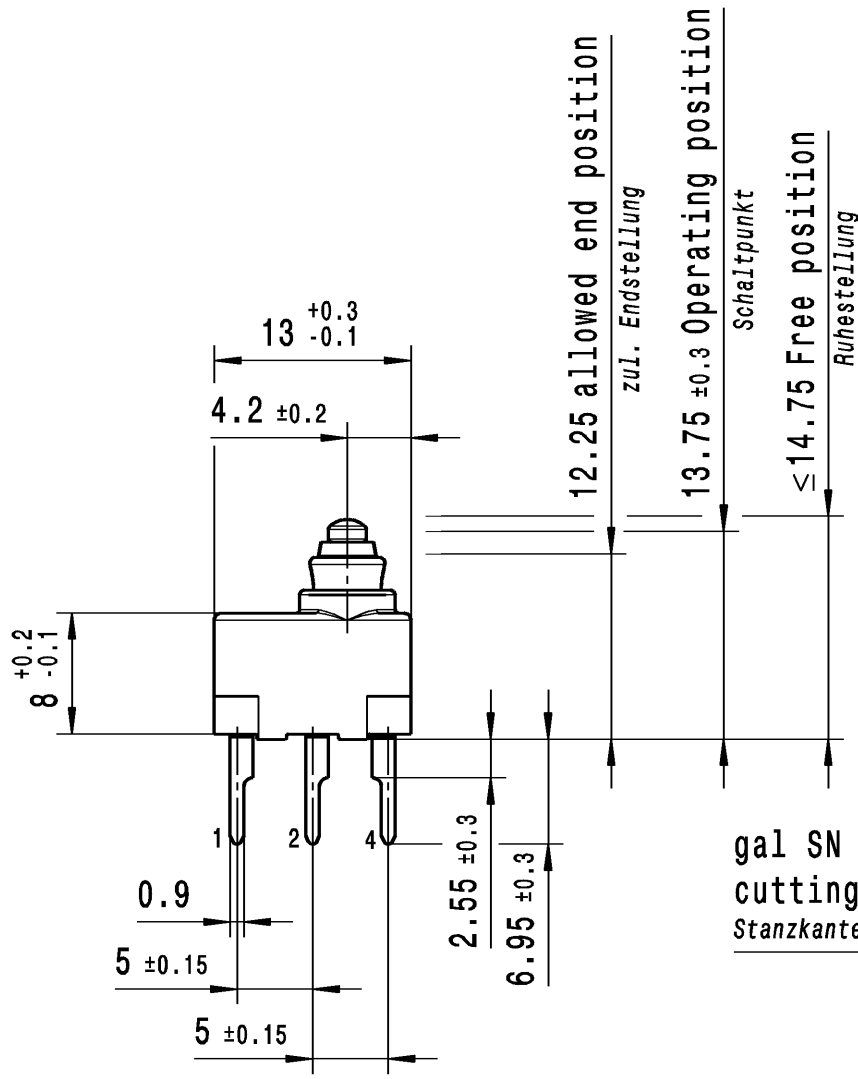
Single pole changeover  
Wechsler 1-polig

- Actuating force  $\leq 1.8$  N  
Schaltbetaetigungskraft
- Release force  $\geq 0.5$  N  
Rueckschaltkraft
- Movement differential  $\leq 0.4$  mm  
Differenzweg

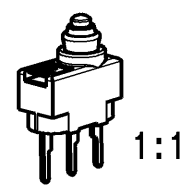
Contacts gold plated  
Kontakte vergoldet

Protection according to EN 60529 IP 67  
Schutzart nach EN 60529 IP 67  
Protection terminals according to EN 60529 IP00  
Schutzart Anschlusse nach EN 60529 IP 00


Further details see specification 10550000  
Weitere Angaben siehe Spezifikation 10550000



gal SN  
cutting edges untreated  
Stanzkanten blank



1:1



Marking  
Aufschrift



1055/58  
Date code of manufacture:  
year/week acc. to DIN EN 60062  
Herstelljahr/- woche  
nach DIN EN 60062

Only the specifications within this drawing shall apply.

Es gelten die auf dieser Zeichnung gemachten Angaben.

Marquardt exclusively samples the specifications within this drawing. Further requirements or test parameters have to be tested by the customer itself, or need to be requested and ordered explicitly at Marquardt.

Marquardt bemustert ausschließlich die innerhalb dieses Zeichnungsrahmens gemachten Angaben. Weitere Anforderungen oder Prüfparameter sind entweder vom Kunden selbst abzu prüfen, oder explizit bei Marquardt anzufragen und zu beauftragen.

|                                   |                               |                   |   |                     |                    |                  |                 |              |                    |                          |       |
|-----------------------------------|-------------------------------|-------------------|---|---------------------|--------------------|------------------|-----------------|--------------|--------------------|--------------------------|-------|
|                                   |                               |                   |   |                     |                    |                  | 1055.2051-00    |              |                    |                          |       |
|                                   |                               |                   |   |                     |                    |                  | ITEM-PI         |              |                    |                          |       |
| General tolerances                |                               |                   |   |                     |                    |                  | Sheet 01        |              | Ident. K           | Document number 10552051 | Index |
| All dimensions are in millimetres | Shape and location<br>⊙ = 0.1 | Angle<br>± 2°     | Edge tolerance<br>+0.25<br>+0.09<br>-0.25 | Length              | Radial             | Format<br>DIN A3 | Projection<br>⊕ | Scale<br>2:1 | Snap action switch |                          |       |
|                                   |                               |                   |   | 0-6 ± 0.1 ± 0.2     | >6-15 ± 0.15 ± 0.3 |                  |                 |              |                    |                          |       |
|                                   |                               |                   |   | >15-30 ± 0.2 ± 0.5  | >30-70 ± 0.3 ± 0.5 |                  |                 |              |                    |                          |       |
|                                   |                               |                   |   | >70-120 ± 0.4 ± 10% | >120 ± 0.8 ± 10%   |                  |                 |              |                    |                          |       |
|                                   |                               |                   |   | >120 ± 0.8 ± 10%    | >120 ± 0.8 ± 10%   |                  |                 |              |                    |                          |       |
| System CATIA_V5                   |                               |                   |   |                     |                    |                  | Replacement of  |              | MARQUARDT          |                          |       |
| 123793                            | 2019-03-11                    | GC                |   |                     |                    |                  |                 |              |                    |                          |       |
| Index                             | MEC-No.                       | Date (YYYY-MM-DD) | Edited by                                 |                     |                    |                  |                 |              |                    |                          |       |